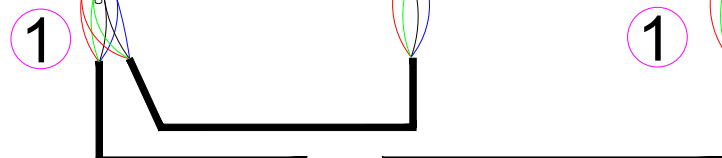
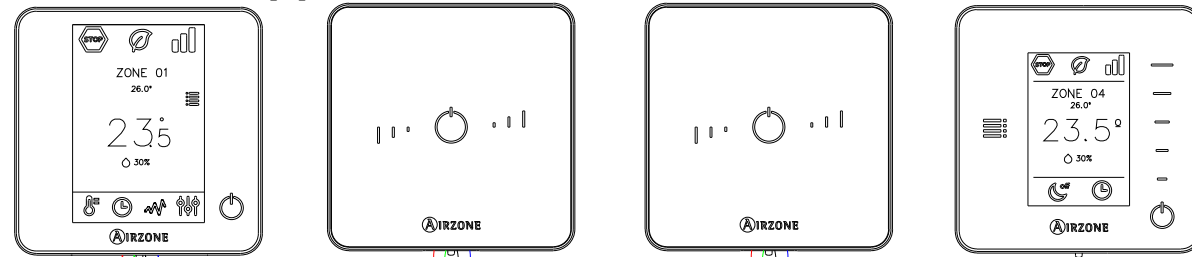




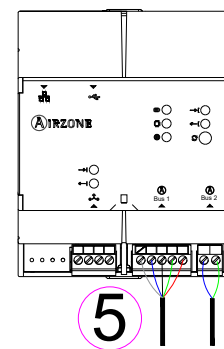
AZCE6BLUEZEROC[X] AZCE6LITEC[X] AZCE6LITEC[X] AZCE6THINKR[X]



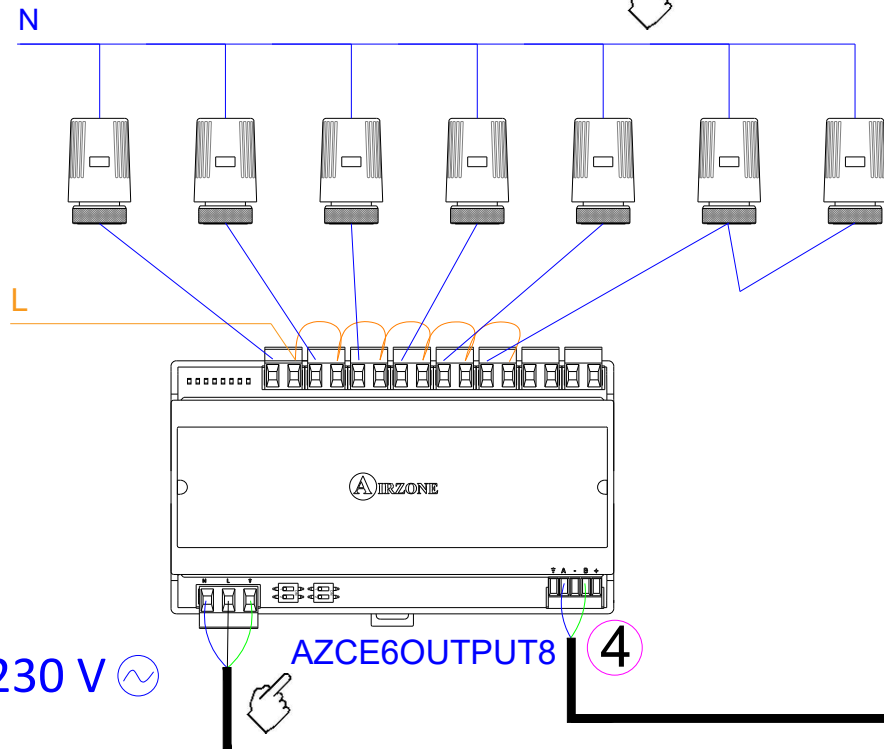
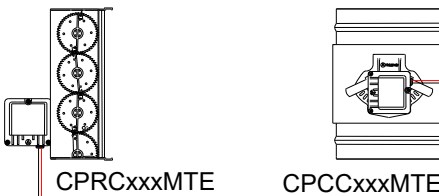
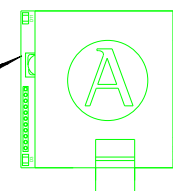
Termostato / Thermostat

AZX6AC1VALC

AZX6WSPHUB



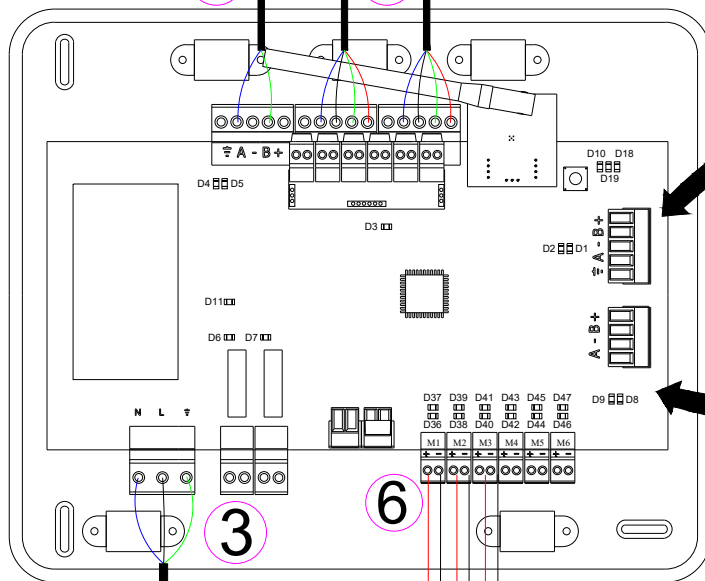
AZX6GTC[XXX] / AZX6QADAPT[XXX]



230 V ~

230 V ~

AZCE6FLEXA3
AZCE6IBPRO6



1

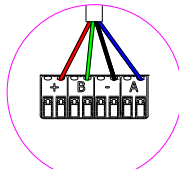
2

3

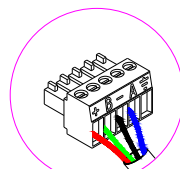
4

5

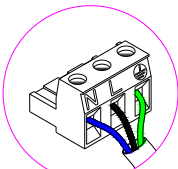
6



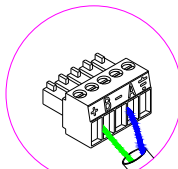
2 x 0.22 + 2 x 0.5 mm²



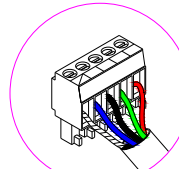
2 x 0.22 + 2 x 0.5 mm²



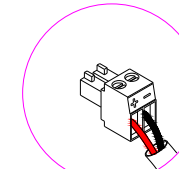
3 x 1.5 mm²



2 x 0.22 mm²



2 x 0.22 + 2 x 0.5 mm²



2 x 0.75 mm²

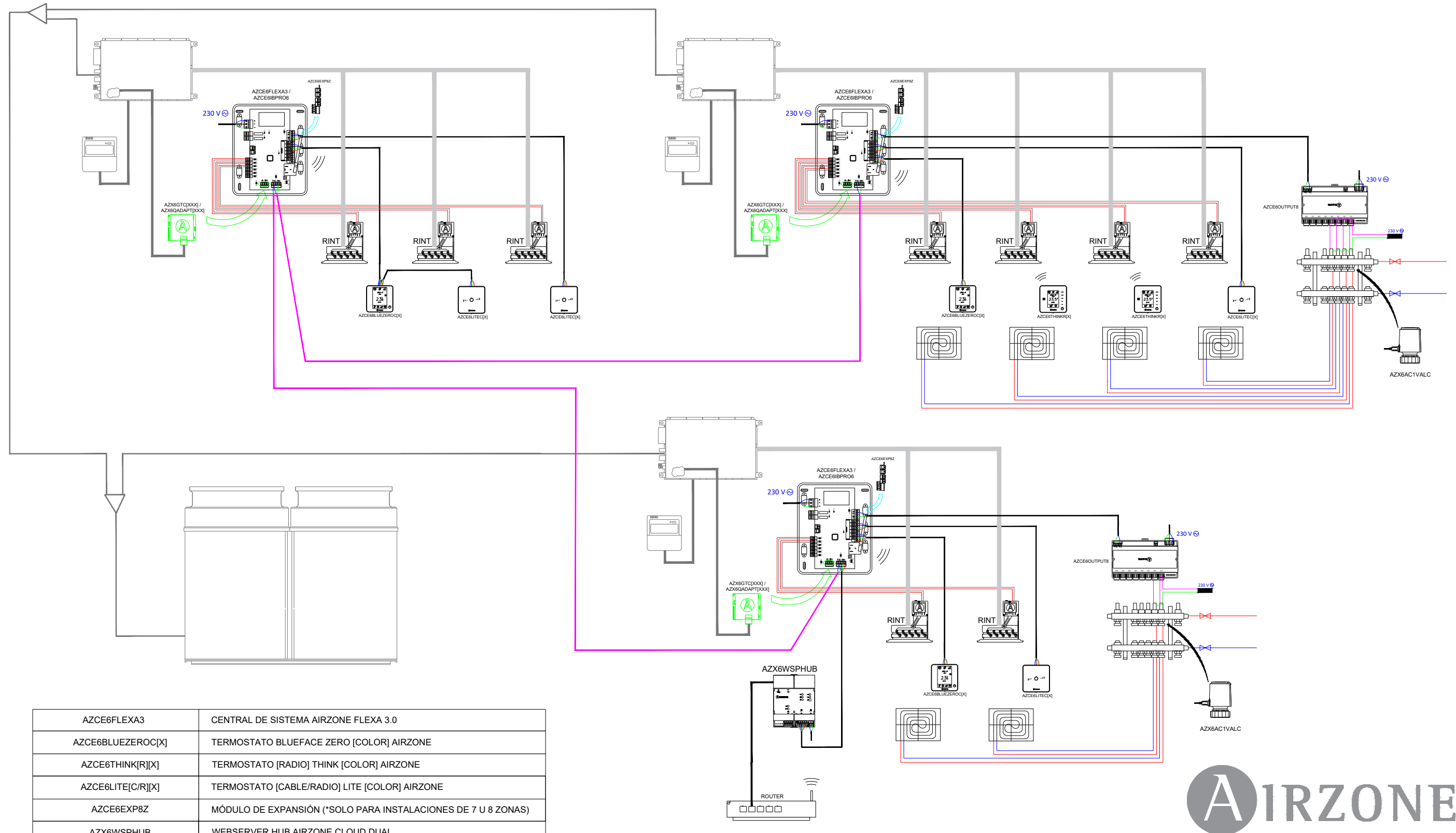
- A Azul | Blue | Azul | Bleu | Blu
- Negro | Black | Negro | Noir | Nero
- B Verde | Green | Verde | Vert | Verde
- + Rojo | Red | Vermelho | Rouge | Rosso

- N Neutro | Neutral | Neutro | Neutre | Neutro
- L Fase | Phase | Fase | Phase | Fase
- ⊕ Tierra | Ground | Terra | Terre | Terra



EQUIPO VRF DE CONDUCTOS ZONIFICADOS CON ELEMENTOS RADIANTES HASTA 8 ZONAS POR SISTEMA

ES



AZCE6FLEXA3	CENTRAL DE SISTEMA AIRZONE FLEXA 3.0
AZCE6BLUEZEROC[X]	TERMOSTATO BLUEFACE ZERO [COLOR] AIRZONE
AZCE6THINK[R][X]	TERMOSTATO [RADIO] THINK [COLOR] AIRZONE
AZCE6LITE[C/R][X]	TERMOSTATO [CABLE/RADIO] LITE [COLOR] AIRZONE
AZCE6EXP8Z	MÓDULO DE EXPANSIÓN (*SOLO PARA INSTALACIONES DE 7 U 8 ZONAS)
AZX6WSPHUB	WEBSERVER HUB AIRZONE CLOUD DUAL
AZX6GTC[XXX] / AZX6QADAPT[XXX]	PASARELA CONTROLADOR AIRZONE [MARCA]
RINT[XXXXXX][X]KMRE	REJILLA INTELIGENTE TRIPLE AIRZONE [TAMAÑO] [COLOR]
AZCE6OUTPUT8	MÓDULO DE CONTROL DE ELEMENTOS RADIANTES AIRZONE
AZX6AC1VALC	CABEZAL TERMOSTÁTICO CABLEADO VALC AIRZONE

PLANO ESQUEMA DE INSTALACIÓN

PLANO 2/2

REALIZADOR : DEPARTAMENTO DE PROYECTOS ALTRA CORPORACIÓN

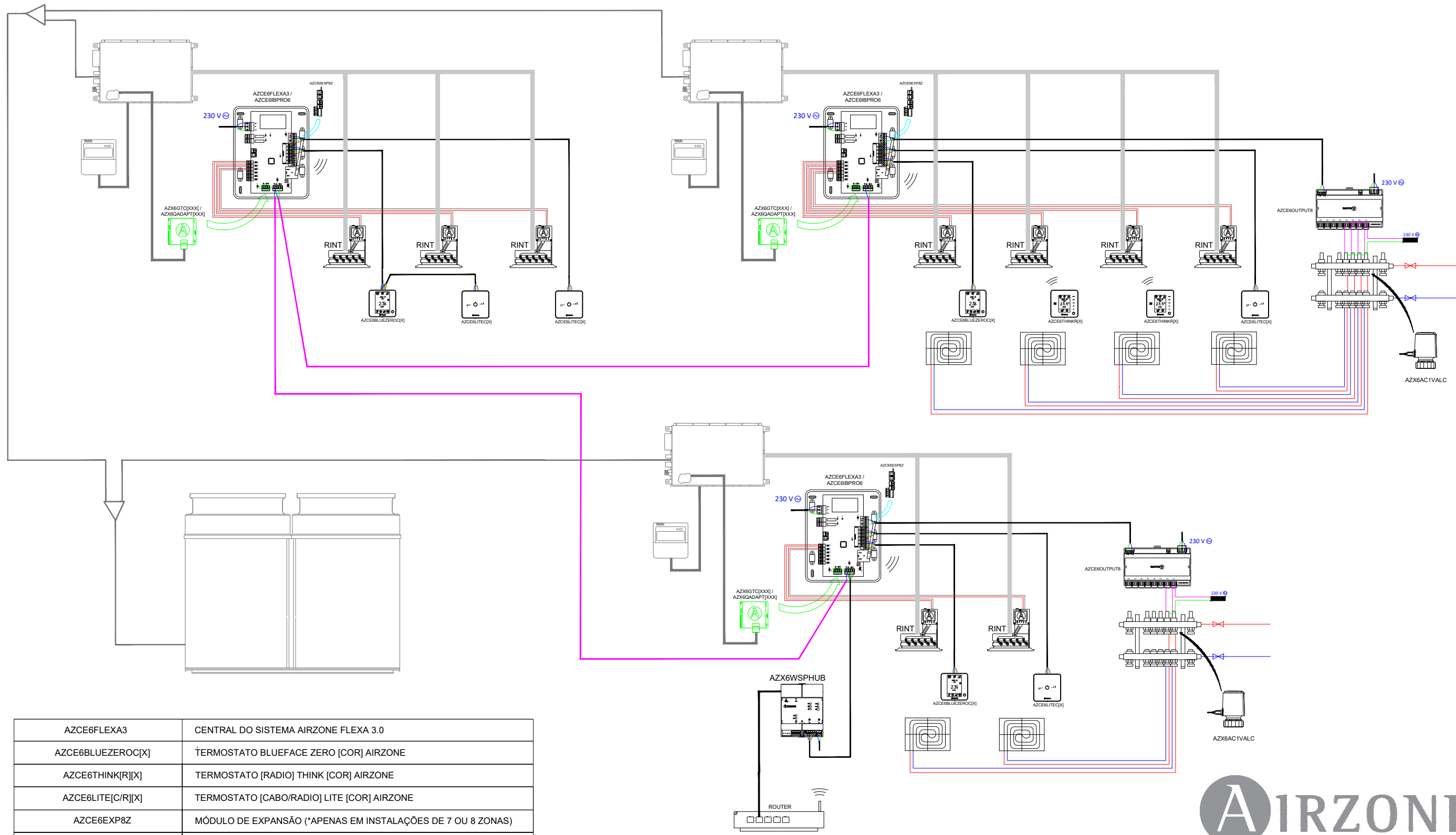
FECHA : 2021

TÍTULO : EQUIPO VRF DE CONDUCTOS ZONIFICADOS CON ELEMENTOS RADIANTES HASTA 8 ZONAS POR SISTEMA

CONTACTO: gabinete.tecnico@airzone.es Teléfono: 900 400 445 www.airzonecontrol.com



UNIDADES VRF DE CONDUTAS ZONIFICADA COM ELEMENTO RADIANTE ATÉ 8 ZONAS POR SISTEMA



AZCE6FLEXA3	CENTRAL DO SISTEMA AIRZONE FLEXA 3.0
AZCE6BLUEZEROC[X]	TERMOSTATO BLUEFACE ZERO [COR] AIRZONE
AZCE6THINK[R][X]	TERMOSTATO [RADIO] THINK [COR] AIRZONE
AZCE6LITE[C/R][X]	TERMOSTATO [CABO/RADIO] LITE [COR] AIRZONE
AZCE6EXP8Z	MÓDULO DE EXPANSÃO (*APENAS EM INSTALAÇÕES DE 7 OU 8 ZONAS)
AZX6WSPHUB	WEBSERVER HUB AIRZONE CLOUD DUAL
AZX6GTC[XXX] / AZX6QADAPT[XXX]	GATEWAY CONTROLADOR AIRZONE [MARCA]
RINT[XXXXXX][X]KMRE	GRELHA INTELIGENTE TRIPLA AIRZONE [TAMANHO] [COR]
AZCE6OUTPUT8	MÓDULO DE CONTROLO DE ELEMENTOS RADIANTES AIRZONE
AZX6AC1VALC	CABEÇA TERMOSTÁTICA POR CABO VALC AIRZONE



PLANO ESQUEMA DE INSTALAÇÃO

PLANO 2/2

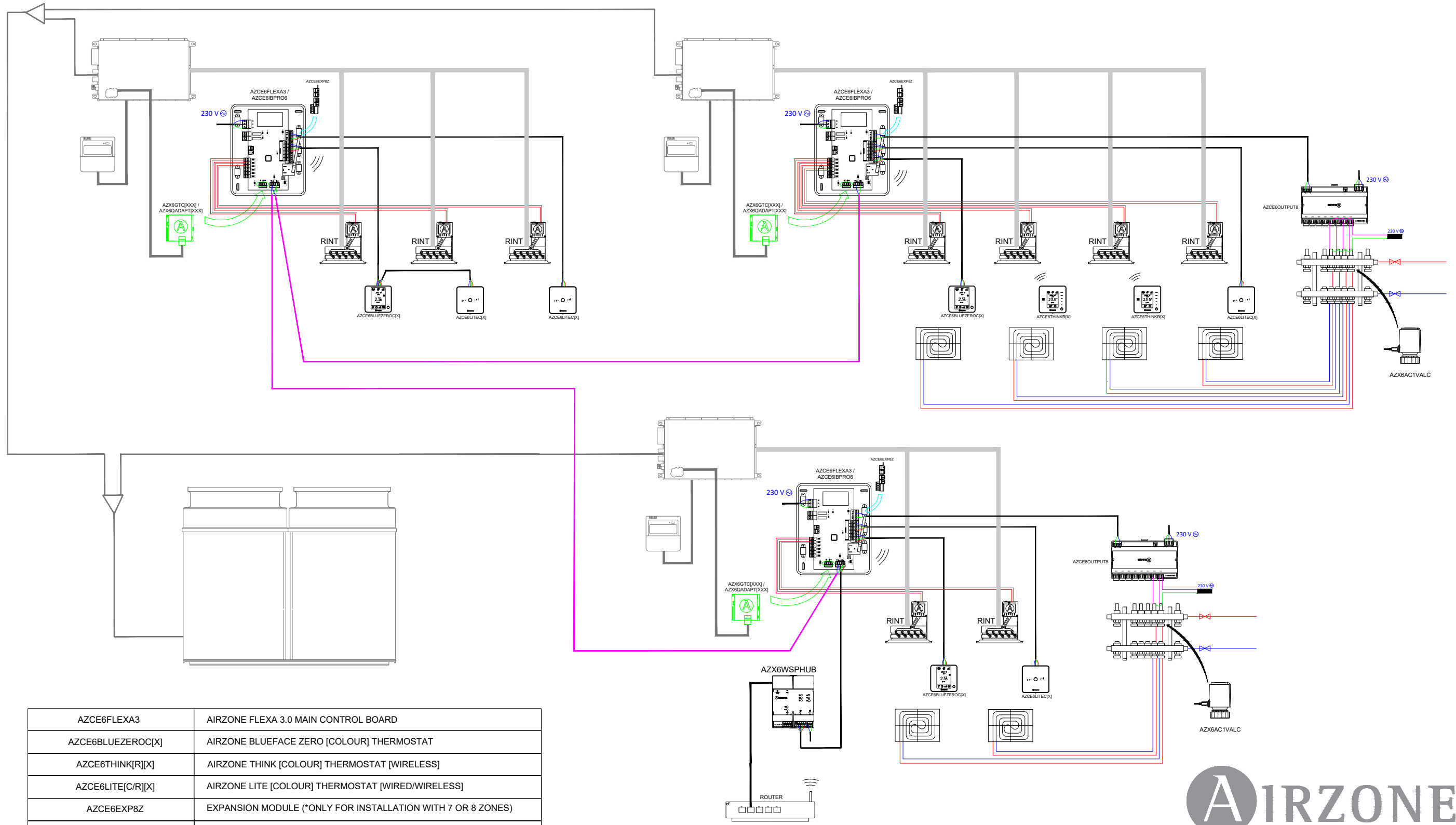
AUTOR : DEPARTAMENTO DE PROJETOS ALTRA CORPORACIÓN

DATA : 2021

TÍTULO : UNIDADES VRF DE CONDUTAS ZONIFICADA COM ELEMENTO RADIANTE ATÉ 8 ZONAS POR SISTEMA

CONTATO : info@airzone.pt Telefone : 800 500 858 www.airzone.pt

ZONED VRF UNITS WITH RADIANT HEATING-UP TO 8 ZONES PER SYSTEM



AZCE6FLEXA3	AIRZONE FLEXA 3.0 MAIN CONTROL BOARD
AZCE6BLUEZERO[X]	AIRZONE BLUEFACE ZERO [COLOUR] THERMOSTAT
AZCE6THINK[R][X]	AIRZONE THINK [COLOUR] THERMOSTAT [WIRELESS]
AZCE6LITE[C/R][X]	AIRZONE LITE [COLOUR] THERMOSTAT [WIRED/WIRELESS]
AZCE6EXP8Z	EXPANSION MODULE (*ONLY FOR INSTALLATION WITH 7 OR 8 ZONES)
AZX6WSPHUB	WEBSERVER HUB AIRZONE CLOUD DUAL
AZX6GTC[XXX] / AZX6QADAPT[XXX]	AIRZONE [MANUFACTURER] CONTROLLER GATEWAY
RINT[XXXXXX][X]KMRE	AIRZONE TRIPLE SMART GRILLE [SIZE] [COLOUR]
AZCE6OUTPUT8	AIRZONE CONTROL MODULE OF RADIANT ELEMENTS
AZX6AC1VALC	AIRZONE WIRED THERMOSTATIC VALVE ACTUATOR VALC



PLAN WIRING DIAGRAM

PLAN 2/2

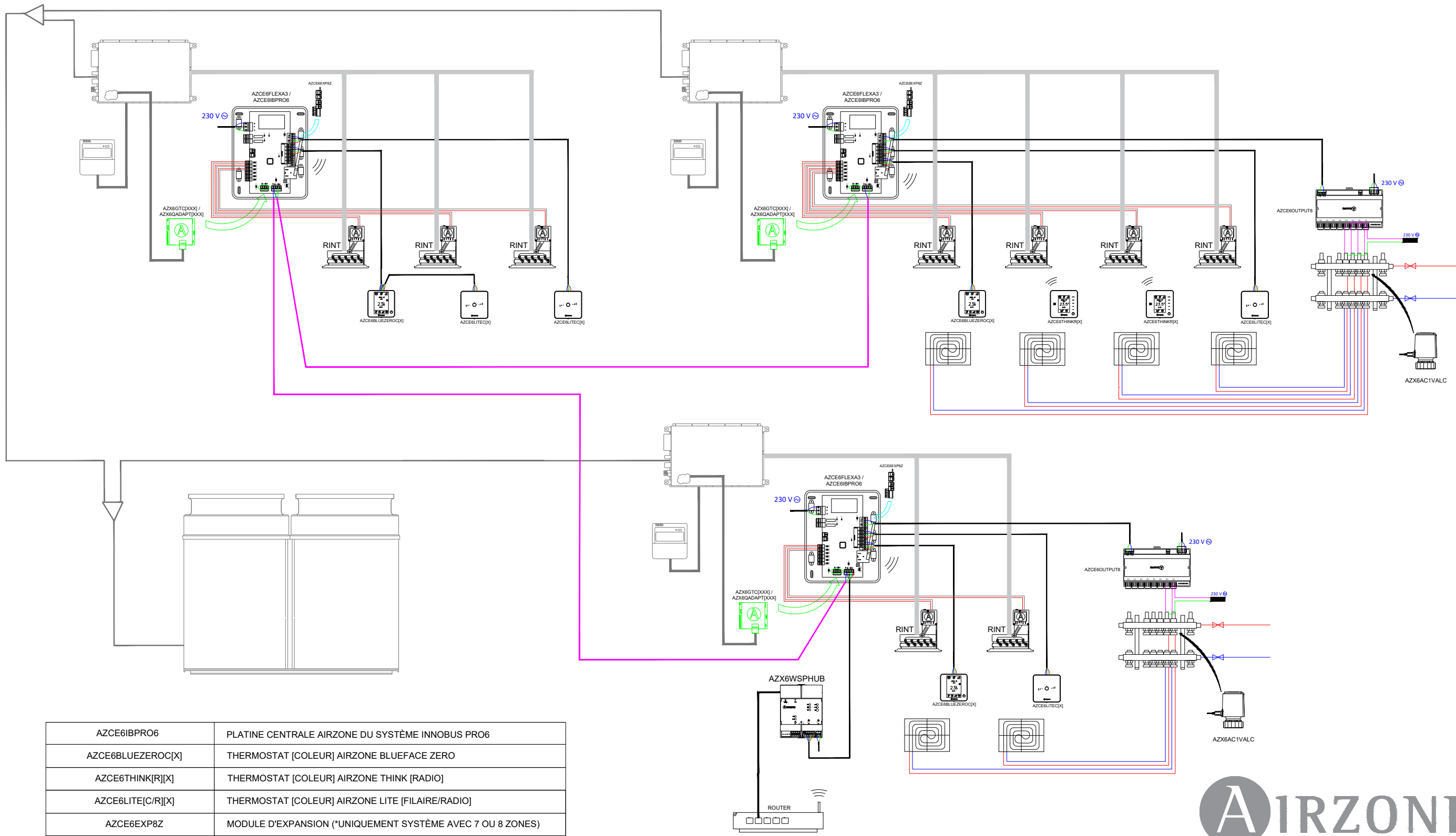
DEVELOPER : PROJECT DEPARTMENT AIRZONE

DATE : 2021

FILE : ZONED VRF UNITS WITH RADIANT HEATING-UP TO 8 ZONES PER SYSTEM

CONTACT: projects@airzonecontrol.com Teléfono: 900 400 445 www.airzonecontrol.com

UNITÉ GAINABLE DRV AVEC RÉGULATION MULTIZONE ET CONTRÔLE D'ELEMENTS RAYONNANTS (CHAUD) JUSQU'À 8 ZONES (INNOBUS PRO 6)



AZCE6IBPRO6	PLATINE CENTRALE AIRZONE DU SYSTÈME INNOBUS PRO6
AZCE6BLUEZEROC[X]	THERMOSTAT [COLEUR] AIRZONE BLUEFACE ZERO
AZCE6THINK[R][X]	THERMOSTAT [COLEUR] AIRZONE THINK [RADIO]
AZCE6LITE[C/R][X]	THERMOSTAT [COLEUR] AIRZONE LITE [FILAIRE/RADIO]
AZCE6EXP8Z	MODULE D'EXPANSION (*UNIQUEMENT SYSTÈME AVEC 7 OU 8 ZONES)
AZX6WSPHUB	WEBSERVER HUB AIRZONE CLOUD DUAL
AZX6GTC[XXX] / AZX6QADAPT[XXX]	PASSERELLE CONTROLEUR AIRZONE [MARQUE]
RINT[XXXXXX][X]KMRE	GRILLE INTELLIGENTE TRIPLE AIRZONE [TAILLE] [COLEUR]
AZCE6OUTPUT8	MODULE DE CONTRÔLE IBPRO6 AIRZONE D'ELEMENTS RAYONNANTS
AZX6AC1VALC	MOTEUR ÉLECTROTHERMIQUE FILAIRE AIRZONE VALC

PLAN SCHEMA D'INSTALLATION

PLAN 2/2

DESSINATEUR : DÉPARTEMENT PROJETS AIRZONE

DATE : 2021

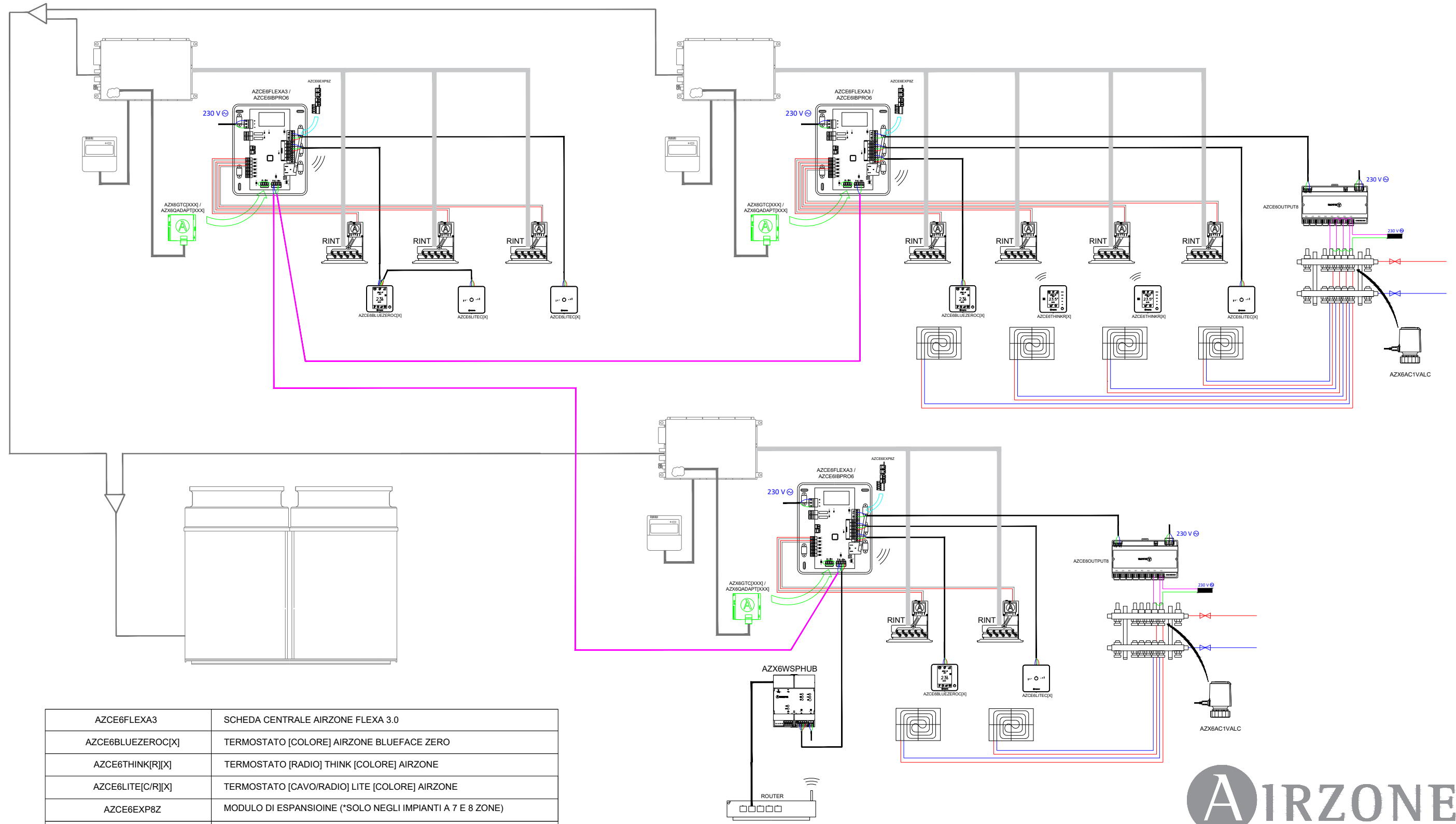
TITRE : UNITÉ GAINABLE VRD AVEC RÉGULATION MULTIZONE ET CONTRÔLE D'ELEMENTS RAYONNANTS JUSQU'À 8 ZONES PAR SYSTÈME

CONTACT: projets@airzonefrance.fr Téléphone: 01 82 88 51 49 www.airzonecontrol.com



INSTALLAZIONE A VRF CON UNITÀ CANALIZZATE CON IMPIANTO RADIANTE FINO A 8 ZONE PER SISTEMA

IT



AZCE6FLEXA3	SCHEDA CENTRALE AIRZONE FLEXA 3.0
AZCE6BLUEZEROC[X]	TERMOSTATO [COLORE] AIRZONE BLUEFACE ZERO
AZCE6THINK[R][X]	TERMOSTATO [RADIO] THINK [COLORE] AIRZONE
AZCE6LITE[C/R][X]	TERMOSTATO [CAVO/RADIO] LITE [COLORE] AIRZONE
AZCE6EXP8Z	MODULO DI ESPANSIONE (*SOLO NEGLI IMPIANTI A 7 E 8 ZONE)
AZX6WSPHUB	WEBSERVER HUB AIRZONE CLOUD DUAL
AZX6GTC[XXX] / AZX6ADAPT[XXX]	INTERFACCIA DI CONTROLLO AIRZONE [MARCHIO]
RINT[XXXXXX][X]KMRE	BOCCHETTA INTELLIGENTE TRIPLA AIRZONE [DIMENSIONE] [COLORE]
AZCE6OUTPUT8	SCHEDA CONTROLLO RISCALDAMENTO AIRZONE
AZX6AC1VALC	TESTINE ELETTROTHERMICHE CABLATA AIRZONE VALC

PIANO SCHEMA D'INSTALLAZIONE

PIANO 2/2

DISEGNATO DA : UFFICIO PROGETTI ALTRA CORPORACIÓN

DATA : 2021

TITOLO : INSTALLAZIONE A VRF CON UNITÀ CANALIZZATE CON IMPIANTO RADIANTE FINO A 8 ZONE PER SISTEMA

CONTATTO: progetti@airzoneitalia.it Telefono: 02568 14756 www.airzoneitalia.it

